

Technical Data Sheet

CODE 12065

MICRO 100 I T HCS

Centrifugal duct fans



Certifications



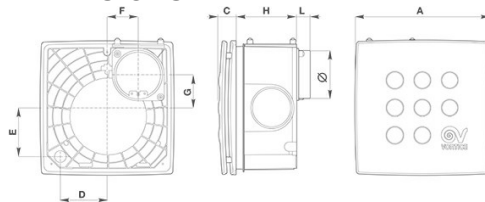
IMQ Performance



TECHNICAL AND PERFORMANCE DATA

Absorbed power 1st speed (W)	20	Delivery 1st speed (m ³ /h)	75
Frequency (Hz)	50	Max delivery at max speed (l/s)	31
Insulation Class	II°	Max delivery at max speed (m ³ /h)	110
IP	X4	Pressure - 1st speed (mmH2O)	20
Max ambient temperature for continuous operation (°C)	50	Pressure - 1st speed (Pa)	196
Max. absorbed Current at max. speed (A)	0,12	Pressure max - max speed (mmH2O)	25
Max. absorbed Current at min. speed (A)	0,10	Pressure max - max speed (Pa)	245
Max. absorbed power at max speed (W)	27	RPM max	1450
∅ Discharge Hole (mm)	92,5/97	RPM min	1010
Voltage (V)	220-240	Sound pressure level Lp [dB (A)] 3m - max speed	34,3
Weight (Kg)	1,93	Sound pressure level Lp [dB (A)] 3m - min speed	26,3
Delivery 1st speed (l/s)	21	Sound pressure level side extraction [dB(A)] 3m - max speed	33,5
		Sound pressure level side extraction [dB(A)] 3m - min speed	25,9

DIMENSIONS



Etichetta Energetica	N0
Size A (mm)	258
Size C (mm)	34
Size D (mm)	92
Size E (mm)	90
Size F (mm)	64
Size G (mm)	60
Size H (mm)	118
Size L (mm)	26

PER INFORMAZIONI:

Servizio al Cliente: tel +39 02 90699395 premendo 1 dopo messaggio registrato (consulenza su prodotti e impianti)

Pre & Post Vendita: fax +39 02 90699302

Email prevendita: prevendita@vortice-italy.com

Technical Data Sheet

CODE 12065

MICRO 100 I T HCS

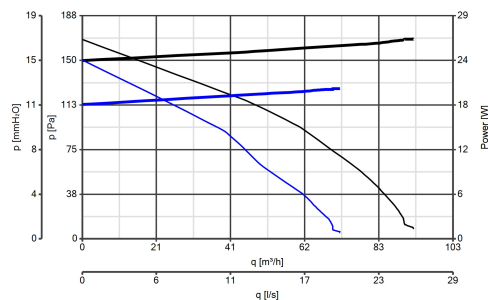
Centrifugal duct fans



DESCRIPTION

- Material used for parts not recessed into wall: white ABS plastic.
- Material used for parts recessed into wall: talc-filled black plastic (PP) giving added strength.
- Nominal diameter 100 mm.
- Capacitor start 2-speed induction motor coupled to a forward bladed centrifugal impeller, with thermal overload cutout and self-lubricating bushings.
- Minimum air flow 75 m³/h
Maximum air flow 110 m³/h
- Electronic pcb with humidistat function piloted by RH% sensor (4 preset thresholds: 60%, 70%, 80%, 90%, selectable during installation), designed to switch on the fan automatically. The pcb incorporates an electronic timer that shuts off the motor automatically when relative humidity returns below the threshold value. The timer setting is selectable during installation in the range 3'-20' (default setting 3').
- IMQ SAFETY and IMQ PERFORMANCE certifications.

CURVES



ACCESSORIES




GFI 10 (GRIGLIA FISSA)

Code 22010



DEVIATORE DI FLUSSO M 10/4

Code 22310



KIT SOFFITTO MICRO

Code 22491

PER INFORMAZIONI:

Servizio al Cliente: tel +39 02 90699395 premendo 1 dopo messaggio registrato (consulenza su prodotti e impianti)

Pre & Post Vendita: fax +39 02 90699302

Email prevendita: prevendita@vortice-italy.com